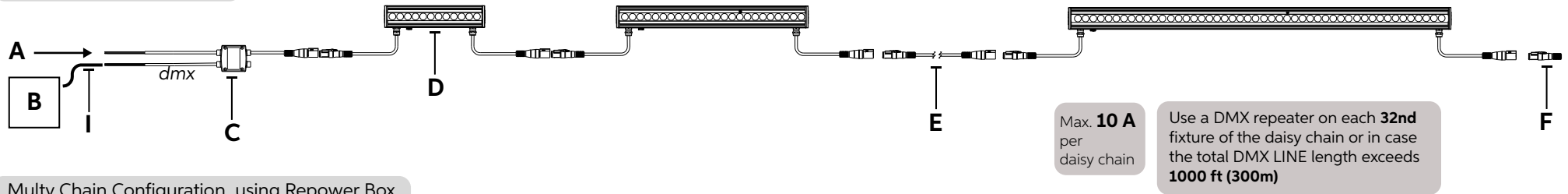
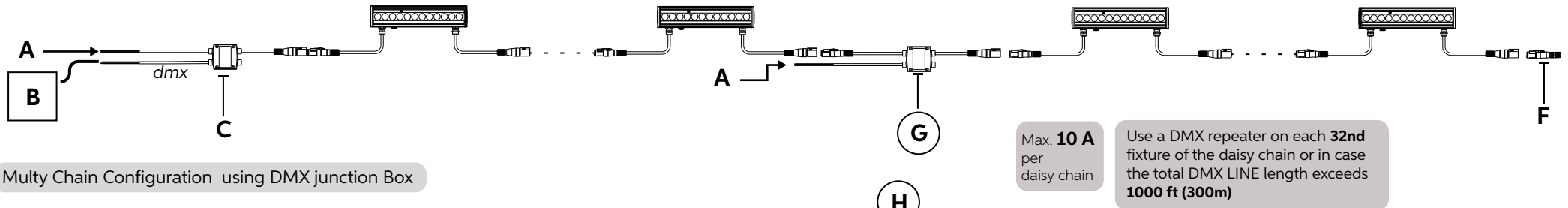


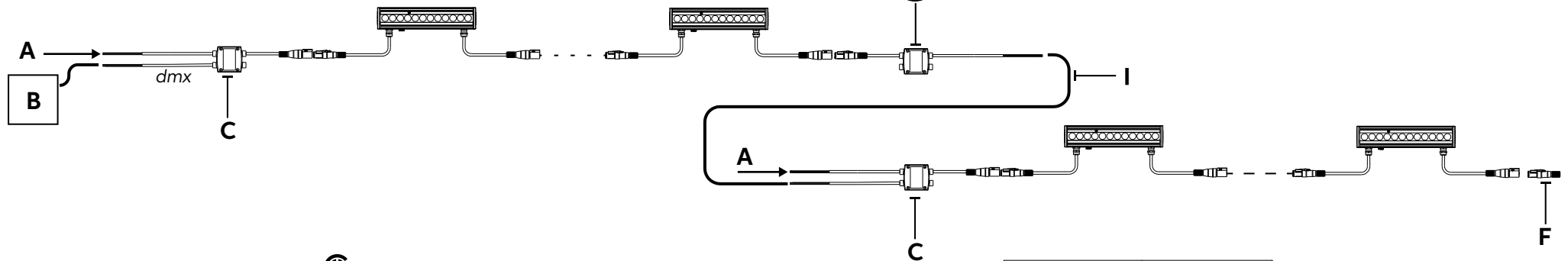
Single Chain Configuration



Multy Chain Configuration using Repower Box



Multy Chain Configuration using DMX junction Box



- A - Power Input** CE ver. 220-240 Vac - ver. 120 & 277 Vac
- B - DMX/RDM Controller**
- C - Start Line Box** - AL5058C with connectors / AL5058M without connectors
- D - Parade L-1 , L-2 , L-3 , L-4 , L-2 Recessed , L-3 Recessed**
- E - Connection Cable** - AL8264 L=1m AL8265 L=2m AL8266 L=3m AL8267 L=5m AL8268 L=10m
- F - DMX Terminator** - AL5169
- G - Repower Box** - AL5167C with connectos / AL5167M without connectors
- H - DMX Junction Box** - AL5059C with connectors / AL5059M without connectors
- I - DMX Cable** - AL0512

CE Colours	USE
Brown	Live
Blue	Neutral
Yellow/Green	Ground
Red	DMX Data +
Black	DMX Data -
White	DMX GND