

Powershine MK2 D RGBW



Date: 25.06.2018
Operator: PR

Griven S.r.l.
Via Bulgaria, 16
46042 Castel Goffredo, MN, Italy

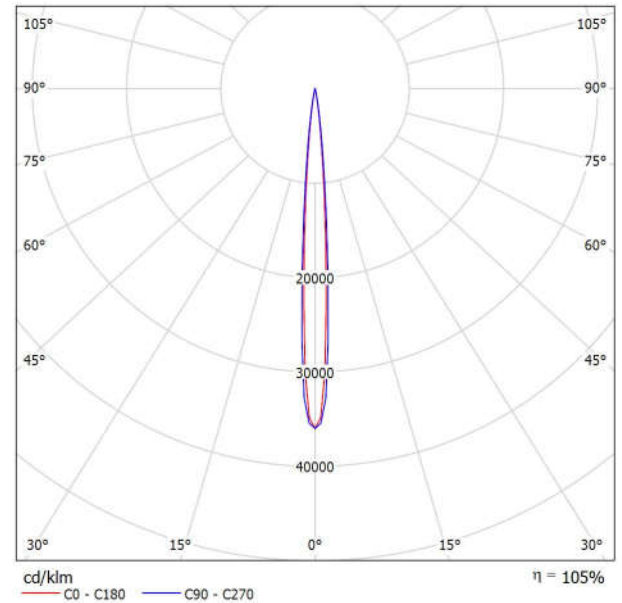
Operator PR
Telephone 0376779483
Fax 0376779682
e-Mail griven@griven.com

Griven Srl AL3690A + AL3710 Powershine MK2 D spot sym / Luminaire Data Sheet



1.000).

Luminous emittance 1:



Luminaire classification according to CIE: 100
CIE flux code: 98 100 100 100 106

Griven Srl AL3690A + AL3710 Powershine MK2
D spot sym
Article No.: AL3690A + AL3710
Luminous flux (Luminaire): 13002 lm
Luminous flux (Lamps): 12344 lm
Luminaire Wattage: 296.0 W
Luminaire classification according to CIE: 100
CIE flux code: 98 100 100 100 106
Fitting: 1 x 362-QL12-S02 (Correction Factor 1.000).

POWERSHINE MK2 D uses a total of 192 powerful RGBW LEDs and is available with a vast choice of optics for the maximum lighting design flexibility. Owing to its double cluster configuration, which offers full independent control of each LED bank, this wall washer allows absolute freedom to create matching or divergent effects on formerly prohibitive large-scale facades and remote spots. The combination of RGBW LEDs provides an unprecedented astonishing white light output quality, as well as a wider variety of intermediate colour hues for an even broader range of application purposes. POWERSHINE MK2 D Polar Edition features an integrated de-icing system with electrically heated glass, which assures a comfortable functioning even in the utmost severe cold weather conditions.

Griven S.r.l.
Via Bulgaria, 16
46042 Castel Goffredo, MN, Italy

Operator PR
Telephone 0376779483
Fax 0376779682
e-Mail griven@griven.com

Griven Srl AL3690A + AL3710 Powershine MK2 D spot sym / Cone Diagram

Luminaire: Griven Srl AL3690A + AL3710 Powershine MK2 D spot sym
Lamps: 1 x 362-QL12-S02

20.0	3.01 2.59	E(0°) 1110 E(C90) 4.3° 551 E(C0) 3.7° 562
40.0	6.02 5.17	E(0°) 278 E(C90) 4.3° 138 E(C0) 3.7° 141
60.0	9.02 7.76	E(0°) 123 E(C90) 4.3° 61 E(C0) 3.7° 62
80.0	12.03 10.35	E(0°) 69 E(C90) 4.3° 34 E(C0) 3.7° 35
100.0	15.04 12.93	E(0°) 44 E(C90) 4.3° 22 E(C0) 3.7° 22
120.0	18.05 15.52	E(0°) 31 E(C90) 4.3° 15 E(C0) 3.7° 16

Distance [m] Cone Diameter [m] Illuminance [lx]

- C0 - C180 (Half-value Angle: 7.4°)
- C90 - C270 (Half-value Angle: 8.6°)

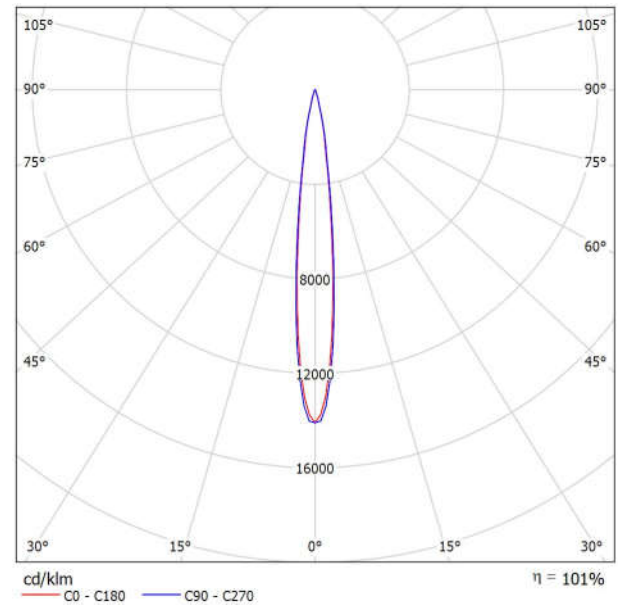
Griven S.r.l.
Via Bulgaria, 16
46042 Castel Goffredo, MN, Italy

Operator PR
Telephone 0376779483
Fax 0376779682
e-Mail griven@griven.com

Griven Srl AL3690A + AL3712 Powershine MK2 D narrow sym / Luminaire Data Sheet



Luminous emittance 1:



Luminaire classification according to CIE: 100
CIE flux code: 98 99 100 100 102

Griven Srl AL3690A + AL3712 Powershine MK2
D narrow sym
Article No.: AL3690A + AL3712
Luminous flux (Luminaire): 12347 lm
Luminous flux (Lamps): 12238 lm
Luminaire Wattage: 295.0 W
Luminaire classification according to CIE: 100
CIE flux code: 98 99 100 100 102
Fitting: 1 x 362 QL12 S03 (Correction Factor)

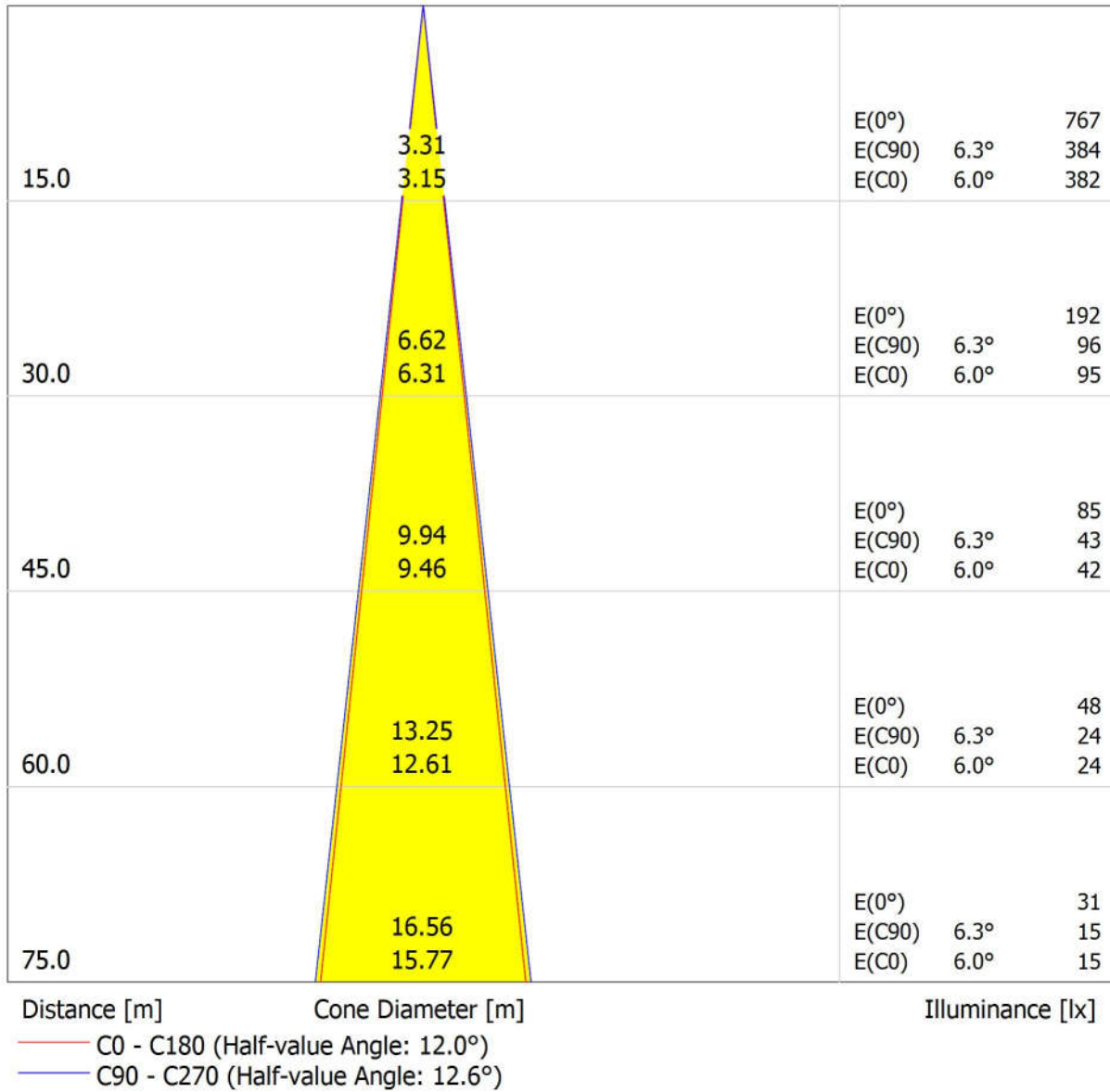
POWERSHINE MK2 D uses a total of 192 powerful RGBW LEDs and is available with a vast choice of optics for the maximum lighting design flexibility. Owing to its double cluster configuration, which offers full independent control of each LED bank, this wall washer allows absolute freedom to create matching or divergent effects on formerly prohibitive large-scale facades and remote spots. The combination of RGBW LEDs provides an unprecedented astonishing white light output quality, as well as a wider variety of intermediate colour hues for an even broader range of application purposes. POWERSHINE MK2 D Polar Edition features an integrated de-icing system with electrically heated glass, which assures a comfortable functioning even in the utmost severe cold weather conditions.

Griven S.r.l.
Via Bulgaria, 16
46042 Castel Goffredo, MN, Italy

Operator PR
Telephone 0376779483
Fax 0376779682
e-Mail griven@griven.com

Griven Srl AL3690A + AL3712 Powershine MK2 D narrow sym / Cone Diagram

Luminaire: Griven Srl AL3690A + AL3712 Powershine MK2 D narrow sym
Lamps: 1 x 362-QL12-S03



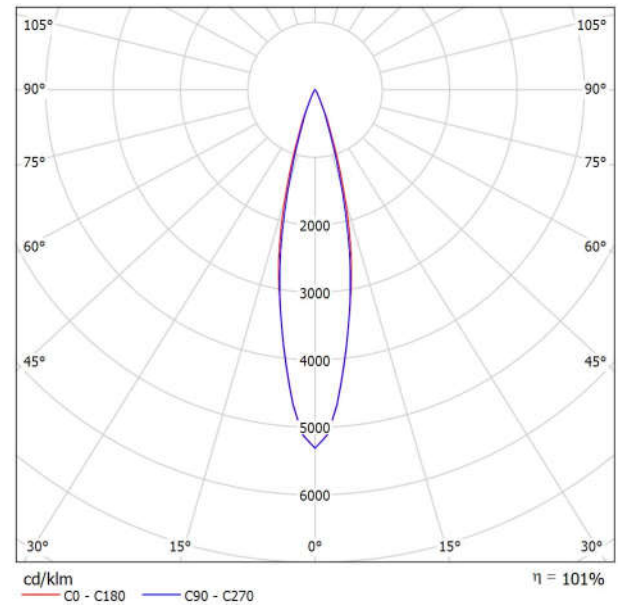
Griven S.r.l.
Via Bulgaria, 16
46042 Castel Goffredo, MN, Italy

Operator PR
Telephone 0376779483
Fax 0376779682
e-Mail griven@griven.com

Griven Srl AL3690A + AL3714 Powershine MK2 D medium sym / Luminaire Data Sheet



Luminous emittance 1:



Luminaire classification according to CIE: 100
CIE flux code: 97 99 100 100 101

Griven Srl AL3690A + AL3714 Powershine MK2
D medium sym
Article No.: AL3690A + AL3714
Luminous flux (Luminaire): 11190 lm
Luminous flux (Lamps): 11079 lm
Luminaire Wattage: 294.0 W
Luminaire classification according to CIE: 100
CIE flux code: 97 99 100 100 101
Fitting: 1 x 362-QL12-S04 (Correction Factor 1.000).

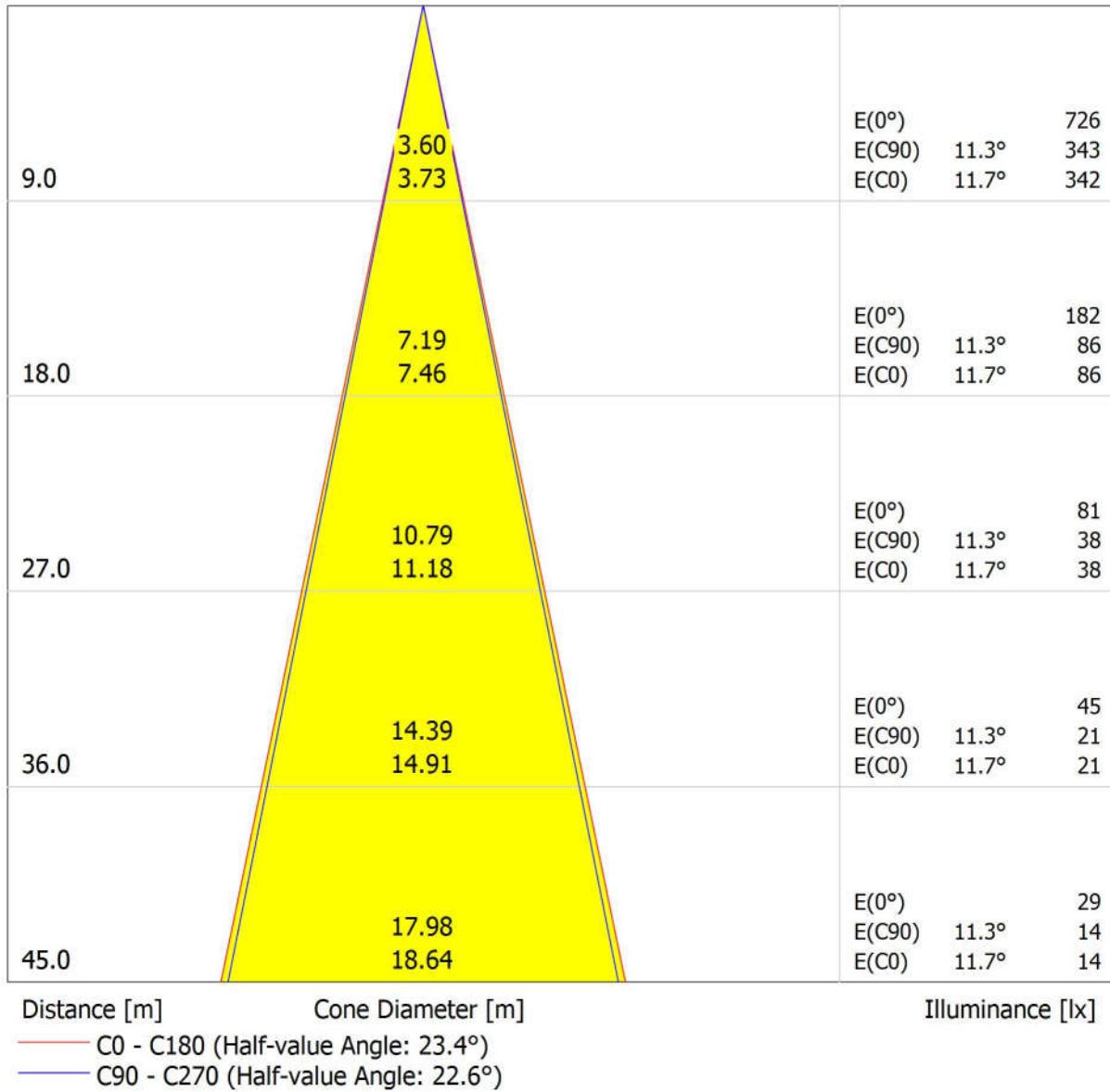
POWERSHINE MK2 D uses a total of 192 powerful RGBW LEDs and is available with a vast choice of optics for the maximum lighting design flexibility. Owing to its double cluster configuration, which offers full independent control of each LED bank, this wall washer allows absolute freedom to create matching or divergent effects on formerly prohibitive large-scale facades and remote spots. The combination of RGBW LEDs provides an unprecedented astonishing white light output quality, as well as a wider variety of intermediate colour hues for an even broader range of application purposes. POWERSHINE MK2 D Polar Edition features an integrated de-icing system with electrically heated glass, which assures a comfortable functioning even in the utmost severe cold weather conditions.

Griven S.r.l.
Via Bulgaria, 16
46042 Castel Goffredo, MN, Italy

Operator PR
Telephone 0376779483
Fax 0376779682
e-Mail griven@griven.com

Griven Srl AL3690A + AL3714 Powershine MK2 D medium sym / Cone Diagram

Luminaire: Griven Srl AL3690A + AL3714 Powershine MK2 D medium sym
Lamps: 1 x 362-QL12-S04



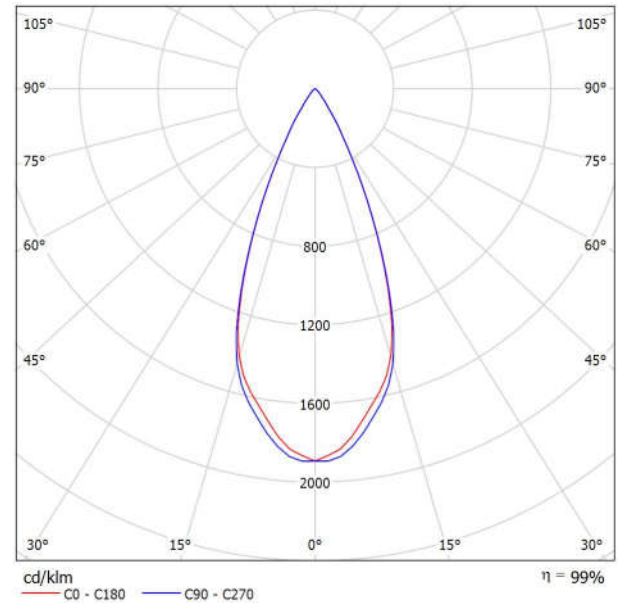
Griven S.r.l.
Via Bulgaria, 16
46042 Castel Goffredo, MN, Italy

Operator PR
Telephone 0376779483
Fax 0376779682
e-Mail griven@griven.com

Griven Srl AL3690A + AL3716 Powershine MK2 D wide sym / Luminaire Data Sheet



Luminous emittance 1:



Luminaire classification according to CIE: 100
CIE flux code: 97 99 100 100 99

Griven Srl AL3690A + AL3716 Powershine MK2
D wide sym
Article No.: AL3690A + AL3716
Luminous flux (Luminaire): 10912 lm
Luminous flux (Lamps): 11005 lm
Luminaire Wattage: 296.0 W
Luminaire classification according to CIE: 100
CIE flux code: 97 99 100 100 99
Fitting: 1 x 362 QL12 S05 (Correction Factor 1.000).

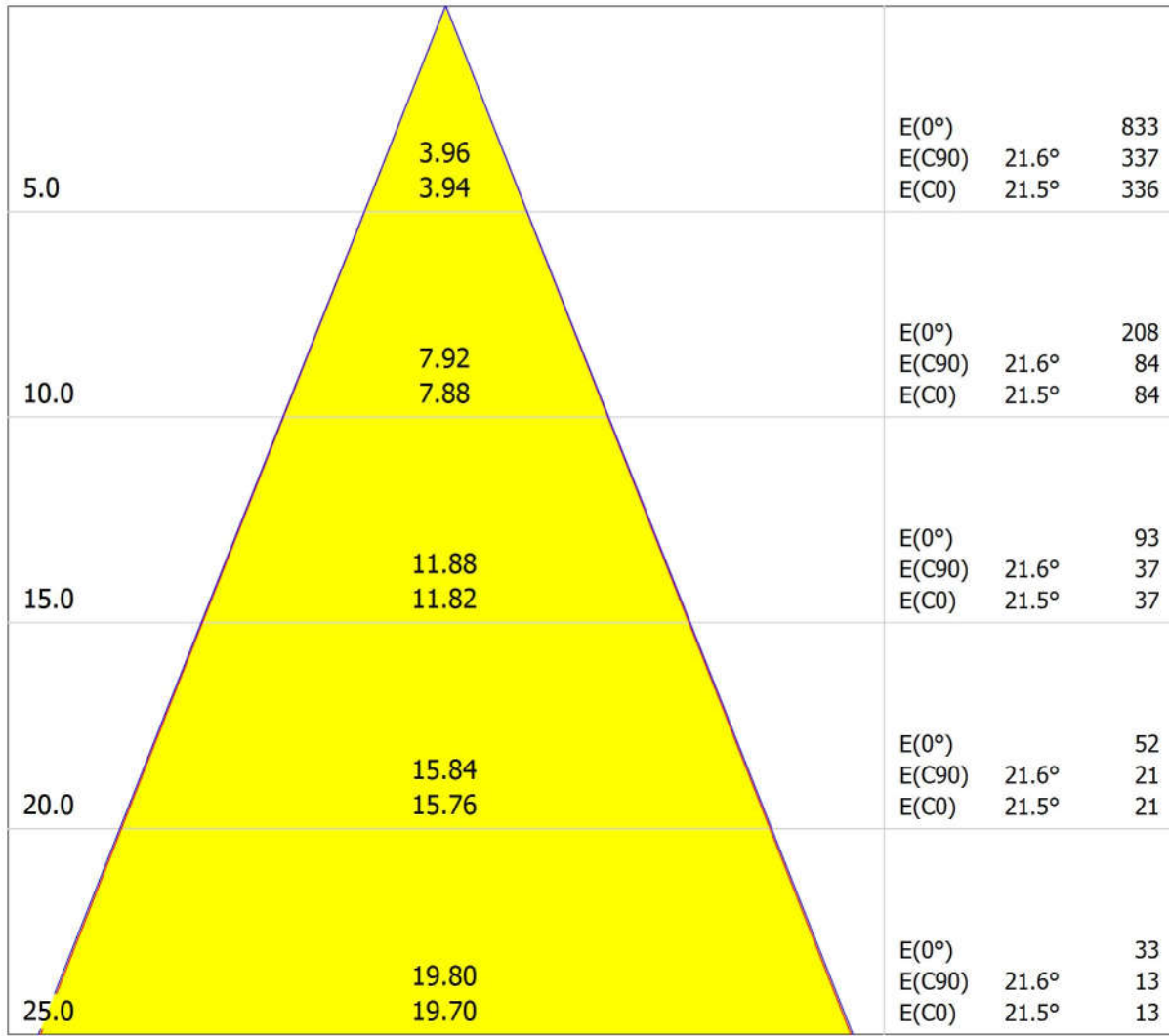
POWERSHINE MK2 D uses a total of 192 powerful RGBW LEDs and is available with a vast choice of optics for the maximum lighting design flexibility. Owing to its double cluster configuration, which offers full independent control of each LED bank, this wall washer allows absolute freedom to create matching or divergent effects on formerly prohibitive large-scale facades and remote spots. The combination of RGBW LEDs provides an unprecedented astonishing white light output quality, as well as a wider variety of intermediate colour hues for an even broader range of application purposes. POWERSHINE MK2 D Polar Edition features an integrated de-icing system with electrically heated glass, which assures a comfortable functioning even in the utmost severe cold weather conditions.

Griven S.r.l.
Via Bulgaria, 16
46042 Castel Goffredo, MN, Italy

Operator PR
Telephone 0376779483
Fax 0376779682
e-Mail griven@griven.com

Griven Srl AL3690A + AL3716 Powershine MK2 D wide sym / Cone Diagram

Luminaire: Griven Srl AL3690A + AL3716 Powershine MK2 D wide sym
Lamps: 1 x 362-QL12-S05



Distance [m] Cone Diameter [m] Illuminance [lx]

- C0 - C180 (Half-value Angle: 43.0°)
- C90 - C270 (Half-value Angle: 43.2°)

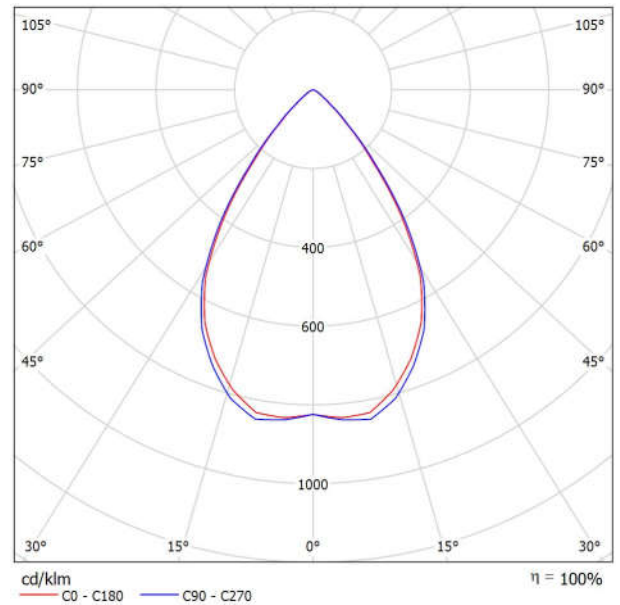
Griven S.r.l.
Via Bulgaria, 16
46042 Castel Goffredo, MN, Italy

Operator PR
Telephone 0376779483
Fax 0376779682
e-Mail griven@griven.com

Griven Srl AL3690A + AL3717 Powershine MK2 D extrawide sym / Luminaire Data Sheet



Luminous emittance 1:



Luminaire classification according to CIE: 100
CIE flux code: 88 99 100 100 100

Griven Srl AL3690A + AL3717 Powershine MK2
D extrawide sym
Article No.: AL3690A + AL3717
Luminous flux (Luminaire): 10160 lm
Luminous flux (Lamps): 10201 lm
Luminaire Wattage: 295.0 W
Luminaire classification according to CIE: 100
CIE flux code: 88 99 100 100 100
Fitting: 1 x XP E Cree LEDs (Correction Factor 1.000).

POWERSHINE MK2 D uses a total of 192 powerful RGBW LEDs and is available with a vast choice of optics for the maximum lighting design flexibility. Owing to its double cluster configuration, which offers full independent control of each LED bank, this wall washer allows absolute freedom to create matching or divergent effects on formerly prohibitive large-scale facades and remote spots. The combination of RGBW LEDs provides an unprecedented astonishing white light output quality, as well as a wider variety of intermediate colour hues for an even broader range of application purposes. POWERSHINE MK2 D Polar Edition features an integrated de-icing system with electrically heated glass, which assures a comfortable functioning even in the utmost severe cold weather conditions.

Griven S.r.l.
Via Bulgaria, 16
46042 Castel Goffredo, MN, Italy

Operator PR
Telephone 0376779483
Fax 0376779682
e-Mail griven@griven.com

Griven Srl AL3690A + AL3717 Powershine MK2 D extrawide sym / Cone Diagram

Luminaire: Griven Srl AL3690A + AL3717 Powershine MK2 D extrawide sym
Lamps: 1 x XP-E Cree LEDs



Distance [m] Cone Diameter [m] Illuminance [lx]

- C0 - C180 (Half-value Angle: 68.4°)
- C90 - C270 (Half-value Angle: 69.2°)

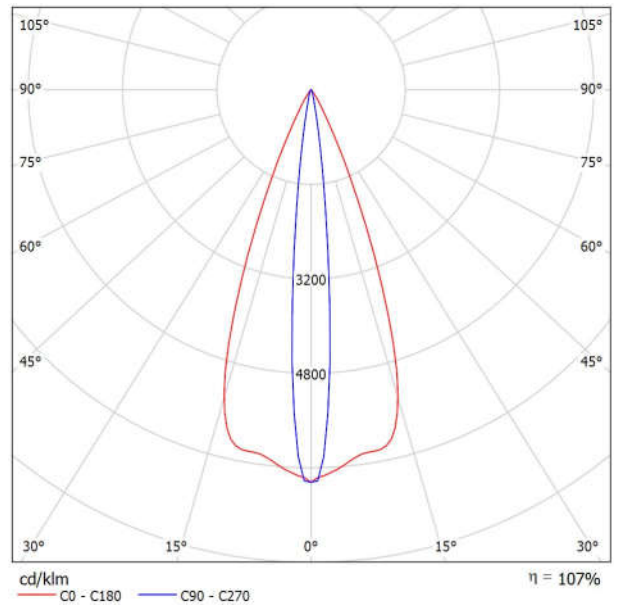
Griven S.r.l.
Via Bulgaria, 16
46042 Castel Goffredo, MN, Italy

Operator PR
Telephone 0376779483
Fax 0376779682
e-Mail griven@griven.com

Griven Srl AL3690A + AL3718 Powershine MK2 D elliptical sym / Luminaire Data Sheet



Luminous emittance 1:



Luminaire classification according to CIE: 100
CIE flux code: 97 99 100 100 107

Griven Srl AL3690A + AL3718 Powershine MK2
D elliptical sym
Article No.: AL3690A + AL3718
Luminous flux (Luminaire): 11851 lm
Luminous flux (Lamps): 11105 lm
Luminaire Wattage: 294.0 W
Luminaire classification according to CIE: 100
CIE flux code: 97 99 100 100 107
Fitting: 1 x 362-QL12-S06 (Correction Factor 1.000).

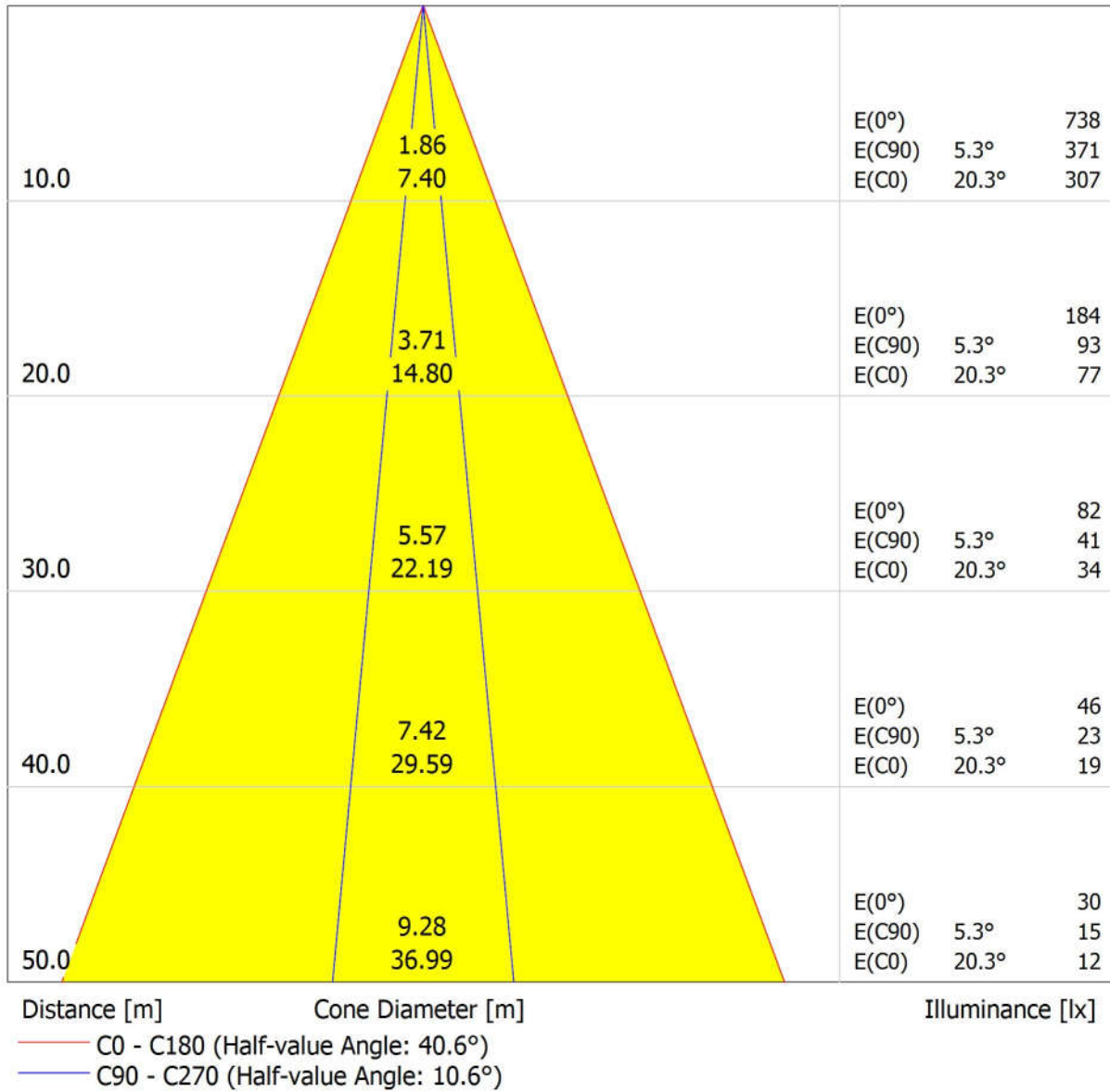
POWERSHINE MK2 D uses a total of 192 powerful RGBW LEDs and is available with a vast choice of optics for the maximum lighting design flexibility. Owing to its double cluster configuration, which offers full independent control of each LED bank, this wall washer allows absolute freedom to create matching or divergent effects on formerly prohibitive large-scale facades and remote spots. The combination of RGBW LEDs provides an unprecedented astonishing white light output quality, as well as a wider variety of intermediate colour hues for an even broader range of application purposes. POWERSHINE MK2 D Polar Edition features an integrated de-icing system with electrically heated glass, which assures a comfortable functioning even in the utmost severe cold weather conditions.

Griven S.r.l.
Via Bulgaria, 16
46042 Castel Goffredo, MN, Italy

Operator PR
Telephone 0376779483
Fax 0376779682
e-Mail griven@griven.com

Griven Srl AL3690A + AL3718 Powershine MK2 D elliptical sym / Cone Diagram

Luminaire: Griven Srl AL3690A + AL3718 Powershine MK2 D elliptical sym
Lamps: 1 x 362-QL12-S06



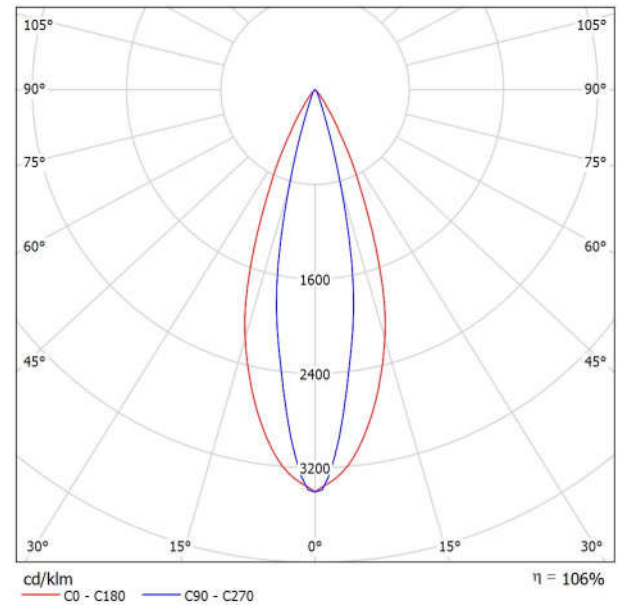
Griven S.r.l.
Via Bulgaria, 16
46042 Castel Goffredo, MN, Italy

Operator PR
Telephone 0376779483
Fax 0376779682
e-Mail griven@griven.com

Griven Srl AL3690A + AL3720 Powershine MK2 D elliptical wide sym / Luminaire Data Sheet



Luminous emittance 1:



Luminaire classification according to CIE: 100
CIE flux code: 97 99 100 100 106

Griven Srl AL3690A + AL3720 Powershine MK2
D elliptical wide sym
Article No.: AL3690A + AL3720
Luminous flux (Luminaire): 11176 lm
Luminous flux (Lamps): 10530 lm
Luminaire Wattage: 296.0 W
Luminaire classification according to CIE: 100
CIE flux code: 97 99 100 100 106
Fitting: 1 x 362 QL12 S07 (Correction Factor 1.000).

POWERSHINE MK2 D uses a total of 192 powerful RGBW LEDs and is available with a vast choice of optics for the maximum lighting design flexibility. Owing to its double cluster configuration, which offers full independent control of each LED bank, this wall washer allows absolute freedom to create matching or divergent effects on formerly prohibitive large-scale facades and remote spots. The combination of RGBW LEDs provides an unprecedented astonishing white light output quality, as well as a wider variety of intermediate colour hues for an even broader range of application purposes. POWERSHINE MK2 D Polar Edition features an integrated de-icing system with electrically heated glass, which assures a comfortable functioning even in the utmost severe cold weather conditions.

Griven S.r.l.
Via Bulgaria, 16
46042 Castel Goffredo, MN, Italy

Operator PR
Telephone 0376779483
Fax 0376779682
e-Mail griven@griven.com

Griven Srl AL3690A + AL3720 Powershine MK2 D elliptical wide sym / Cone Diagram

Luminaire: Griven Srl AL3690A + AL3720 Powershine MK2 D elliptical wide sym
Lamps: 1 x 362-QL12-S07

